

# EchoCLEAN Organic Solvent DNA CleanUp Kit – Protocol

for single-step removal of inhibitors and a wide range of impurities from DNA solutions.

This protocol has been developed to remove impurities like inhibitors, salts, nucleotides, TRIzol™, phenol, chloroform, and other organic solvents from DNA solutions.

## Materials and equipment needed.

- 80 µL to 110 µL of DNA sample. For DNA samples less than 80 µL, dilute with Tris buffer to a minimum of 80 µL.
- Microcentrifuge with rotor for 1.5 mL and 2 mL reaction tubes.  
**Important:** Switch centrifuge to relative centrifugal force, rcf (x g); if this is not possible, please use formula below\* to calculate the conversion of round per minute (rpm) into rcf.
- Vortex mixer
- One reaction tube (2 mL) per sample for column preparation.
- One reaction tube (1.5 mL) per sample for elution and collection of the purified DNA
- Pipets with 10 µL and 200 µL maximum volume.
- For fastest procedure (PROTOCOL 1): **Cap Puncher** (BioEcho product no. 050-001-001)

## Preparation before starting.

- Set the microcentrifuge to **1,000 x g**.
- **Important: Switch to relative centrifugal force, rcf (x g, not rpm)**

## Product use limitation

The EchoCLEAN Organic Solvent CleanUp Kits are for research use only. They have not been registered or authorized to be used for diagnosis, prevention, or treatment of a disease.

\* Most centrifuges offer the choice between rpm and g-force (rcf); if not, calculate the rpm matching the g-force using the formula:  $\text{rpm} = 1,000 \times \sqrt{\left(\frac{g}{1.12 \times r}\right)}$ , where r = radius of rotor in mm. and g the required g-force. E. g., with a radius of 150 mm, the corresponding rpm to 1,000 x g is approx. 2,400 rpm.

## PROTOCOL 1: Purification using the Cap Puncher



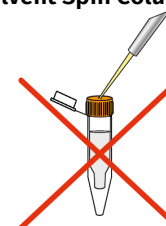
BioEcho Cap Puncher

### Column preparation

1. Vortex the **EchoCLEAN Organic Solvent Spin Column** briefly and place into a **2 mL** reaction tube. Let stand for about 5 min.
2. Use of the **Cap Puncher** (scan QR code to watch a video): Punch a hole into the column cap and lift the column together with the **Cap Puncher** out of the 2 mL collection tube. Snap off bottom closure of the column and detach the Cap Puncher by twisting while pulling out. Place the punched spin column back into the 2 mL reaction tube.
3. Centrifuge for **1 min at 1,000 x g**. Discard the flow-through volume (void volume) collected in the 2 mL reaction tube.
4. Place the prepared spin column into a new **1.5 mL** reaction tube for elution of the purified DNA and place back into the rack. Continue with cleanup of DNA.

### Cleanup of DNA.


5. Transfer **80 µL – 110 µL of the DNA sample** to the prepared **EchoCLEAN Organic Solvent Spin Column** from step 4 as illustrated below:



Insert pipet tip vertically through the hole in the column cap and pipet the sample slowly (~5 sec) into the column.

### Note:

- Do not punch pipette tip into the resin bed during loading of lysate!
6. Centrifuge **1 min at 1,000 x g**. The purified genomic DNA elutes into the 1.5 mL elution tube and can be immediately applied in downstream applications.

The eluted DNA can be used immediately or stored at 4 °C or for long-term storage at – 20 °C. For spectrophotometric analysis, use **Low-TE Buffer**  supplied with the kit as blank.

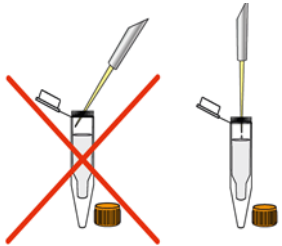
## PROTOCOL 2: Purification **without** a Cap Puncher

### Column preparation

1. Vortex the **EchoCLEAN Organic Solvent Spin Column** briefly and place into a **2 mL** reaction tube. Let stand for 5 min.
2. **Loosen** the screw cap of the spin column **half a turn** and **snap off the bottom closure**. **Important: Do not close the screw cap of the spin column.** The screw cap must stay loosened **half a turn** to avoid generation of a vacuum. Place the column back into the 2 mL collection tube and both into the centrifuge.
3. Centrifuge for **1 min at 1,000 x g**. Discard the flow-through volume (void volume) collected in the 2 mL reaction tube.
4. Place the prepared spin column into a new **1.5 mL** reaction tube for elution of the sample DNA and place back into the rack. Continue with cleanup of DNA.

### Cleanup of DNA.

5. Transfer **80 µL – 110 µL of the DNA sample** to the prepared **EchoCLEAN Organic Solvent Spin Column** from step 4 as illustrated below.



Open cap and pipet the sample slowly (~5 sec) onto the center of the resin bed of the prepared spin column. Close screw cap and loosen again half a turn.

**Important: Do not close the screw cap of the spin column tightly!**

#### Note:

- Do not punch pipette tip into the resin bed during loading of lysate!
6. Centrifuge **1 min at 1,000 x g**. The purified genomic DNA elutes into the 1.5 mL elution tube and can be immediately applied in downstream applications.

The eluted DNA can be used immediately or stored at 4 °C or for long-term storage at – 20 °C. For spectrophotometric analysis, use **Low-TE Buffer** (T) supplied with the kit as blank.

# EchoCLEAN Organic Solvent DNA CleanUp Kit

for 1-step removal of inhibitors, TRIzol™, organic solvents and a wide range of impurities from DNA solutions

Product no.	020-002-040-010 (10)	020-002-040-050 (50)	020-002-040-250 (250)
Kit contents	EchoCLEAN Organic Solvent DNA CleanUp Spin Columns and Low-TE Buffer		

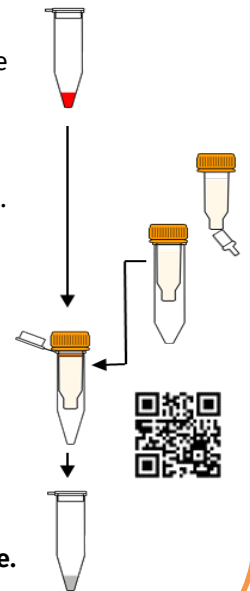
## Quick PROTOCOL (please read protocol first)

### Column preparation

- Vortex **EchoCLEAN Organic Solvent Spin Column** and place in a **2 mL** tube. Let stand for 10 min.
- Punch a hole in the cap with the **Cap Puncher**, and break off bottom closure (scan QR code to watch a video).
- Place spin column back into 2 mL tube.
- Centrifuge **1 min at 1000 x g** to elute column buffer.
- Place column in a **1.5 mL** tube.

### DNA Cleanup

- Transfer **DNA sample (max. 110 µL)** by pipetting **slowly** through cap hole (scan QR code to watch a video).
- Centrifuge **1 min at 1,000 x g** to elute DNA into **Elution tube**.
- Eluted DNA is ready to use.



BioEcho Life Sciences GmbH  
Nattermannallee 1  
50829 Köln/Cologne, Germany

Phone: +49 221 998897-0  
E-Mail: [contact@bioecho.de](mailto:contact@bioecho.de)  
[www.bioecho.com](http://www.bioecho.com)